



CENTRAL DIVISION VICTIM SERVICES

Fiscal Year 2022/2023 Victim Services Report July, August, & September



Prepared by Jaycie Hricak
Contact jhricak@cdvservices.org with any
questions.

Introduction:

The purpose of this report is to highlight Central Division Victim Services (CDVS) and staff's program activities during quarter one of the 2022/23 fiscal year. The data utilized in this report is pulled from Dependable Access for Victim's Expenses (DAVE) program and Efforts to Outcomes (ETO). ETO is the data entry program our agency uses to keep track of staff-client interactions and contact information. DAVE is the Pennsylvania state portal staff utilizes to submit and keep track of victim's compensation claims. Due to it being self-reported, some of the numbers that will be described below may be not be 100% accurate.

CDVS Service Area

District Six

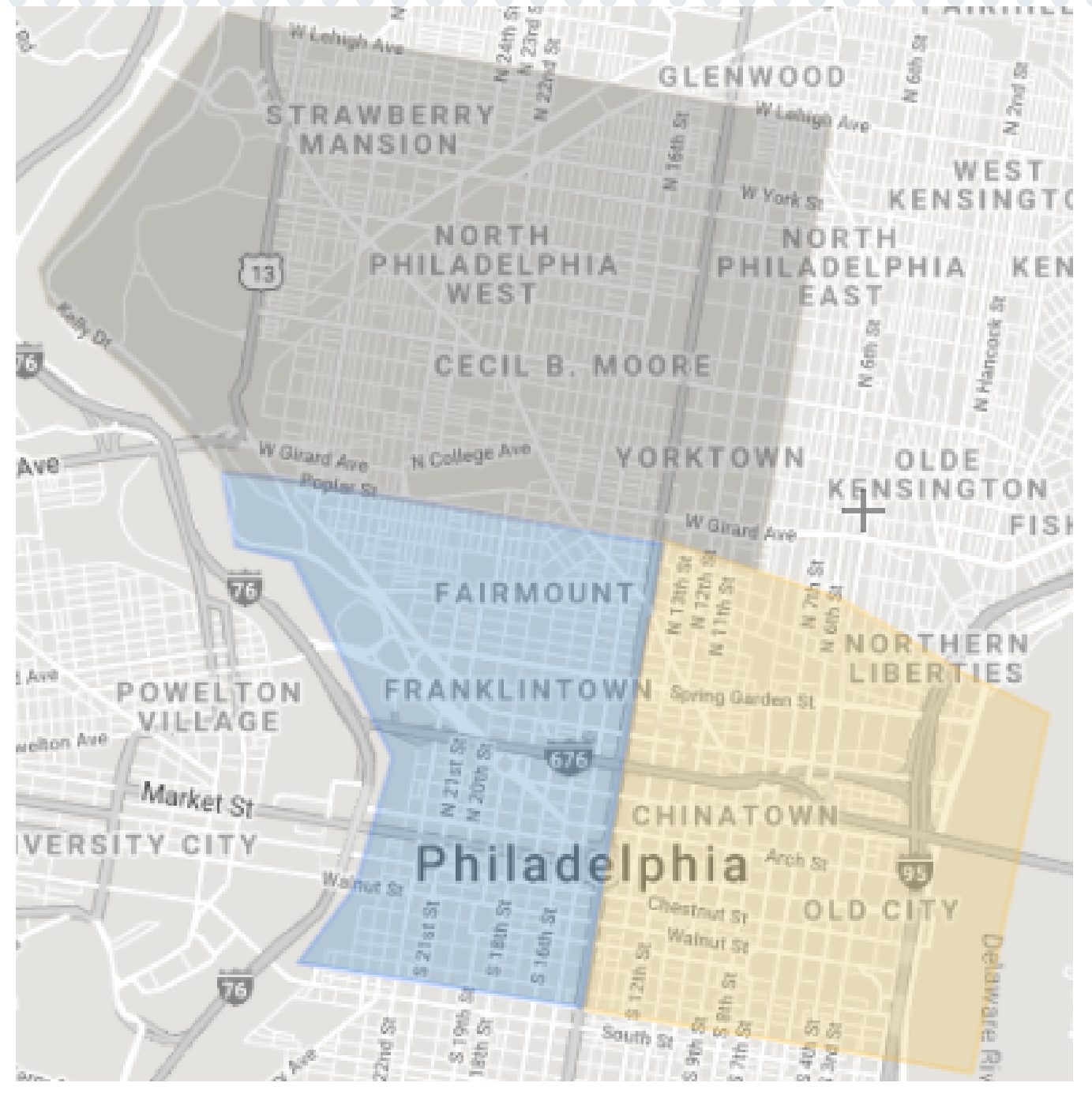
Police District Six runs East of Broad Street, South of Poplar Street, North of Lombard Street, and West of the Delaware River

District Nine

Police District Nine runs East of the Schuylkill, South of Poplar Street, North of Lombard Street, and West of Broad Street

District Twenty-Two

Police District Twenty-two runs East of the Schuylkill, South of Lehigh Ave, North of Poplar Street, and West of Tenth Street



Summary

During the first quarter of our 2022/2023 fiscal year, CDVS staff worked with a total of **235 individuals!** Of that number, 143 are completely new clients beginning services since July 2022. The remaining 92 are continuing clients from the 2021/2022 fiscal year. Servicing these individuals ranges from activities such as: providing agency-related information and/or referring them to another victim service agency or a better-suited organization that can address non-crime-related needs, assistance in applying for the Pennsylvania victim's compensation assistance program (VCAP), court and other criminal justice-related accompaniment, assistance writing victim impact statements, relocation advocacy and assistance, emotional support, and assistance with signing up for the state offender notification system amongst other case-by-case aid. We work for survivors of crime, not the criminal justice system which means we are able to advocate for our clients in non-traditional ways if asked

Assisting clients with filing a claim with filing VCAP claims is one of CDVS's biggest program service. The VCAP program is able to compensate eligible claimants with crime-related costs. Staff members filed a total of **23 VCAP claims** this quarter; **8 in July, 9 in August, and 6 in September.**

VCAP AWARD breakdown

A total of **\$99,692.68** was awarded to our clients this quarter! This is up compared to FY21/22 Quarter One, where our clients were awarded \$72,707.69, and **42% of the total** of last fiscal year's amount awarded which was \$232,506.92. The amount awarded encompasses VCAP claims that may have been filed within the quarter or before, the DAVE system keeps track of the date (and thus quarter) the benefit was awarded.

Type of benefit

Ambulance

Counseling

Adult victim

Counseling

Witness

Loss of Earning

Funeral Arrangement

Doctor

Funeral Home

or Cemetery expenses

Loss of Earnings

Physical Disability

Memorial Meal

Relocation

Rental housing

Amount

\$2,030.00

\$1,875.00

\$375.00

\$360.00

\$1,260.00


\$23,684.95

\$67,378.38

\$2,133.00

\$596.00

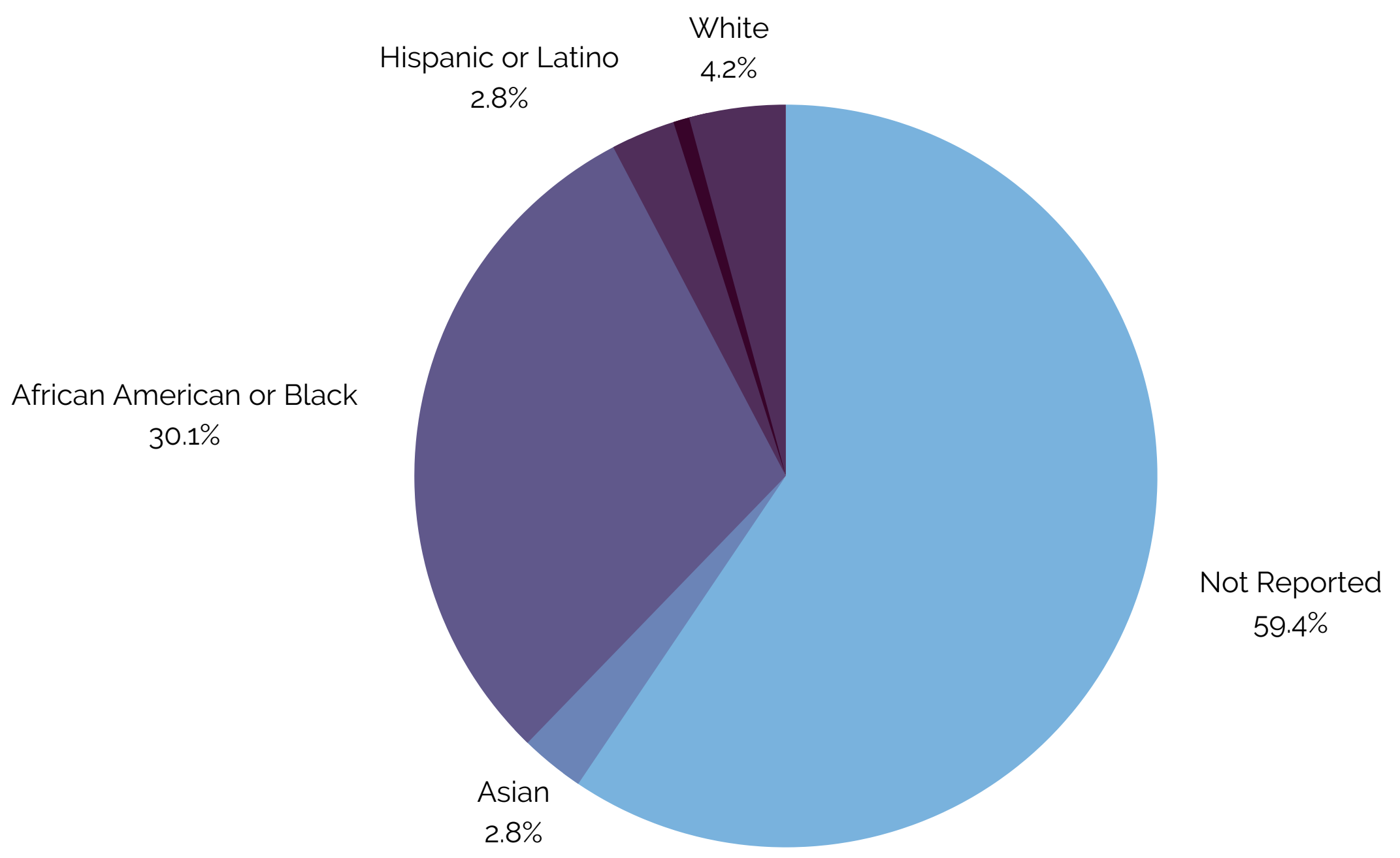
NEW CLIENTS SERVED THIS QUARTER



65% of the clients Central Division Victim Services served over the last quarter were women. A majority of 143 new clients reported being within the 25 to 59 age range.

These statistics are **not to conclude** that more women, individuals between the ages of 25-59, or Black individuals are victimized in our service area than their counterparts. Rather, it may implicate that which demographics are more likely to seek out services following a victimization. These numbers may also be able to highlight barriers in reaching different communities in our service area.

AGE	# of clients
0-12	22
13-17	6
18-24	16
25-59	87
60 and older	12
Not reported	0




*A drawback of the ETO enterprise is that it does not specify if an individual is a transgender man or woman. Furthermore, it does not give any further options beyond man, woman, or transgender which erases genderfluid, non-binary, and other gender identities. Because it is self-reported data coming from information our clients feel comfortable sharing, the number of transgender clients may not mirror reality. This quarter, 0 might not be an accurate picture of how many trans individuals we worked with.

TYPES OF VICTIMIZATION SERVED


The most common victimization during this quarter, accounting for new and continuing clients, was **adult physical assault** which makes up **46% or 112** of the primary type of victimizations our clients had to heal from.

49, or **20.5%**, of the individuals we worked with were loved ones who lost a loved one and are **survivors of homicide**. The 3rd most commonly reported type of victimization was **child physical abuse or neglect** where we worked with **19 survivors**.

Additional reported victimizations:




2 survivors of adult sexual assault




4 burglaries



1 survivor of a human trafficking



18 survivors of domestic violence




2 individuals who were hurt by a DUI driver




1 survivor of a hate crime




3 survivors of identity theft/fraud/financial crimes




4 'other' vehicular crimes




8 individuals who were robbed



12 survivors of stalking and harassment



1 survivor of 'other' terroristic threats



1 'other' theft and 3 'other' property crimes

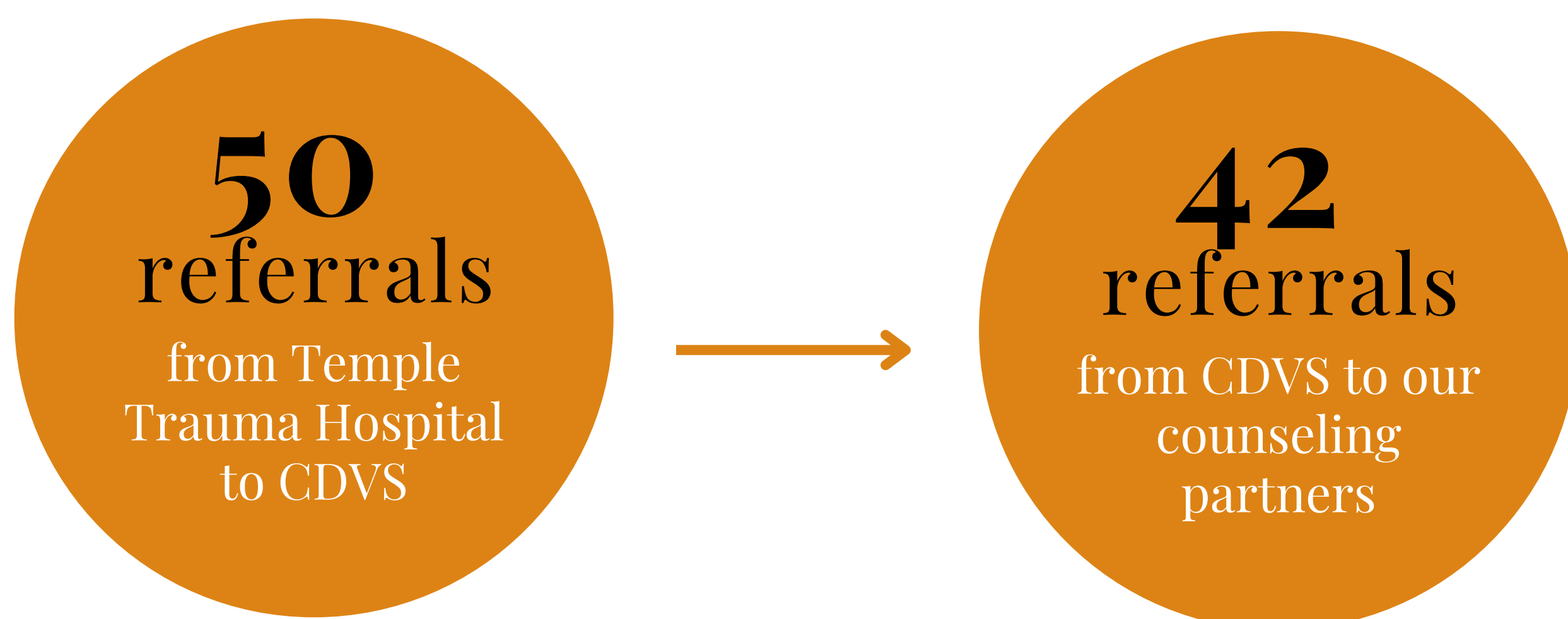
Additionally, 4 clients we worked with over the past year received services for multiple victimizations.

Community Expansion Grant

Central Division Victim Services has been a part of the **Temple Trauma Collaborative** since 2018. This collaborative is a partnership between CDVS, Northwest Victim Services, East Division Victim Services/Congreso de Latinos Unidos and Temple University Hospital. The partnership consists of Temple Hospital's Victim Advocates going into the trauma center and explaining victim services to survivors of violent crime and their families. The advocates then reach out to each respective victim service agency with client referrals.

The Community Expansion Grant (CEG) is anti-violence funding the City of Philadelphia has funneled into community-based organizations to tackle the current gun violence epidemic. The Temple Trauma collaborative was awarded CEG funding to tackle retaliatory gun violence in North Philadelphia zip codes through trauma-informed counseling and community outreach to raise awareness of victim services.

CDVS has a partnership with both **Full Being Services** and **NewView Institute** to provide quick and high quality counseling services. Accessibility options such as these are important to minimize the length of trauma and help clients begin their healing processes.



Central Division Victim Services received 19 referrals from Temple Trauma in July, 9 in August, and 22 in September. Our Lead Advocate reached out to each individual or family prior to placing them with a Victim Advocate and was able to refer 17 individuals to a counseling partner in July, 7 in August, and 18 in September,